

# Why it's not so easy to understand the UK public

## BREXIT and the British party system: Implications on EU-UK negotiations

**Dr Jan Eichhorn**

Berlin | 29 January 2018

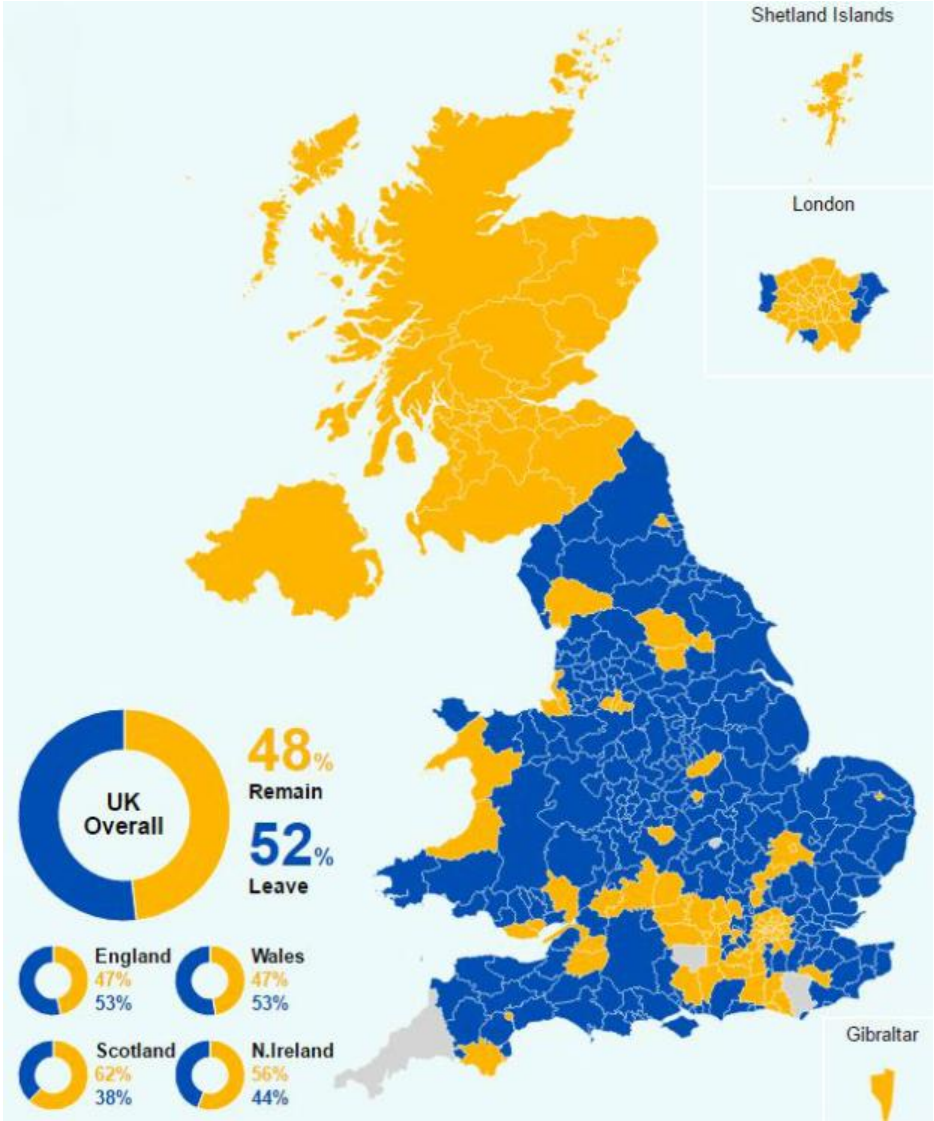
Deutsch-Britische Gesellschaft and Deutsche Gesellschaft für Auswärtige Politik

j.eichhorn@dpart.org  
@eichhorn\_jan



THE UNIVERSITY *of* EDINBURGH  
SCHOOL OF SOCIAL AND  
POLITICAL SCIENCE

# Brexit: The United Kingdom divided?



Source: [www.metro.co.uk](http://www.metro.co.uk)

# “Leavers”: partially socially disadvantaged

But that is not the whole story...

## How Britain voted

Older people with fewer formal qualifications most likely to have voted Leave

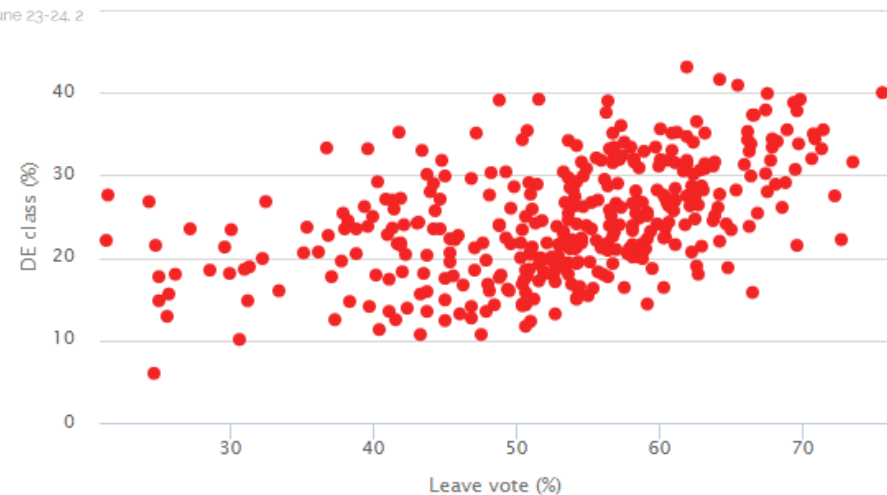
		Remain	Leave
2015 vote	Conservatives	39	61
	Labour	65	35
	Liberal Democrat	68	32
	UKIP	5	95
	Green	80	20
Age	18-24	71	29
	25-49	54	46
	50-64	40	60
	65+	36	64
Education	GCSE or lower	30	70
	A level	50	50
	Higher below degree	48	52
	Degree	68	32

YouGov | yougov.com

June 23-24, 2016

## How working class people turned to Brexit

Brexit vote compared to proportion of those of DE social class; each point representing a local area



Sources: Yougov & The Telegraph

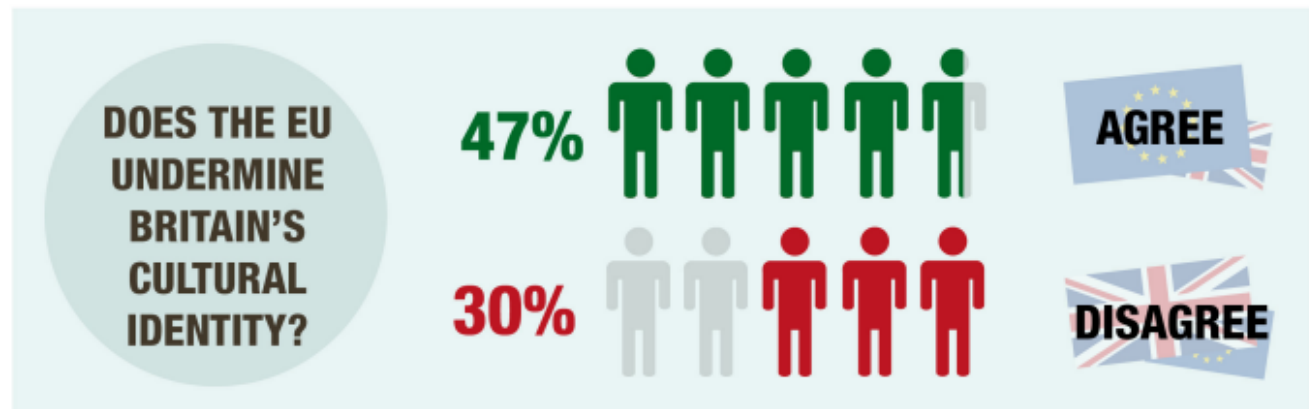
Source: ONS

# In the early stages of the campaign...

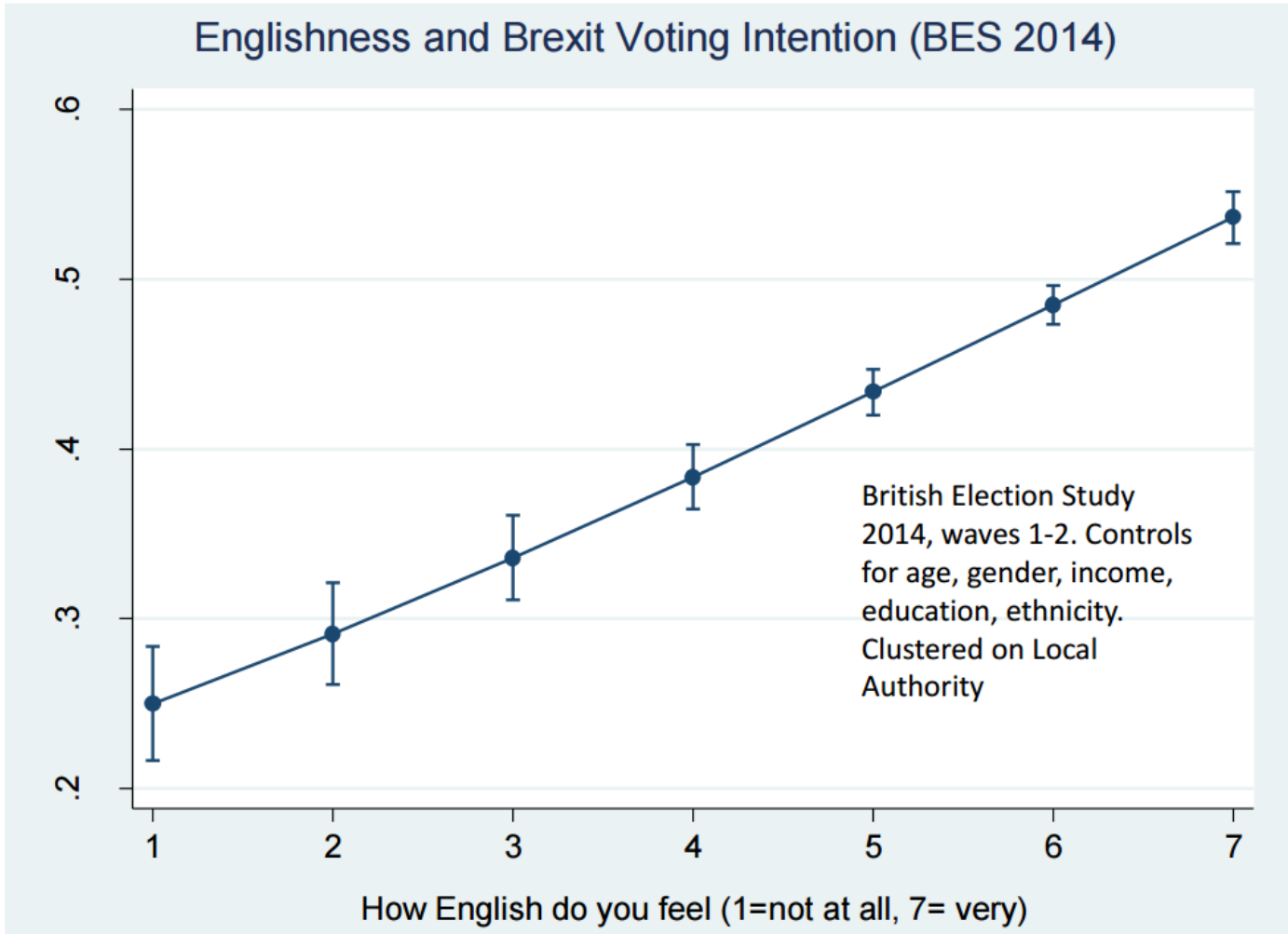
While 65% are sceptical about the EU, and want it to have less power, only 30% support Britain's withdrawal from the EU.



Nearly half agree that being a member of the EU is 'undermining Britain's distinctive identity' while only around a quarter think Britain's economy would be better off if we left the EU.



# Not often focussed on: English national identity



# Brexit and snap election attitudes

Table 1 Vote Intention by EU Referendum Vote since General Election Called

	ICM		YouGov	
	<i>Remain Voters</i>	<i>Leave Voters</i>	<i>Remain Voters</i>	<i>Leave Voters</i>
	%	%	%	%
Conservative	38	59	28	67
Labour	34	15	37	14
Liberal Democrat	16	5	22	2
UKIP	1	14	1	12

Source: Average readings in (a) ICM 3 polls 18-24.4.17 (b) YouGov 3 polls 18-28.4.17

Table 2 Vote Intention by Referendum Vote August 2016-April 2017

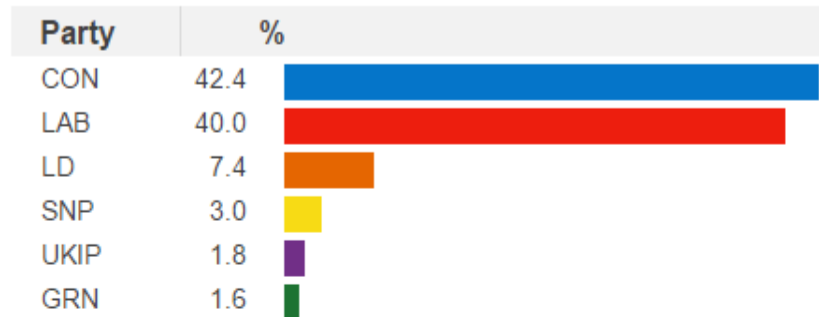
	Remain Voters				Leave Voters			
	<i>Aug/Sept</i>	<i>Jan</i>	<i>Early Apr</i>	<i>Late Apr</i>	<i>Aug/Sept</i>	<i>Jan</i>	<i>Early Apr</i>	<i>Late Apr</i>
	%	%	%	%	%	%	%	%
Conservative	28	27	30	28	50	53	60	67
Labour	43	38	35	37	14	14	13	14
Liberal Democrat	13	19	21	22	3	3	3	2
UKIP	1	1	1	1	26	26	17	12

Source: YouGov: Average of 9 polls conducted in August/September 2016, 5 polls conducted in January 2017, 3 polls conducted between 5 and 16 April 2017; 3 polls conducted between 18 and 24 April.

# The "snap election" in the context of Brexit

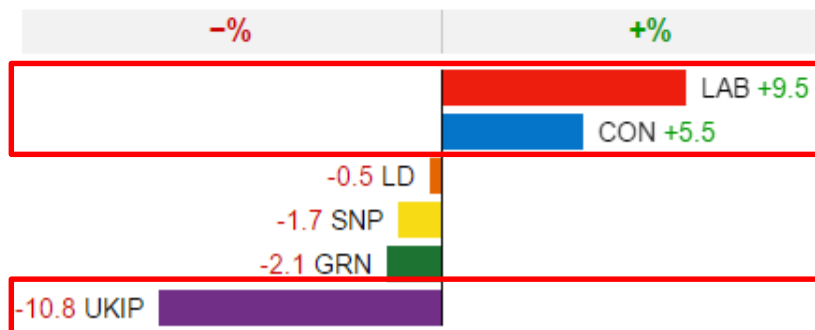
## UK vote share

after 650 of 650 seats



## UK vote share change since 2015

after 650 of 650 seats

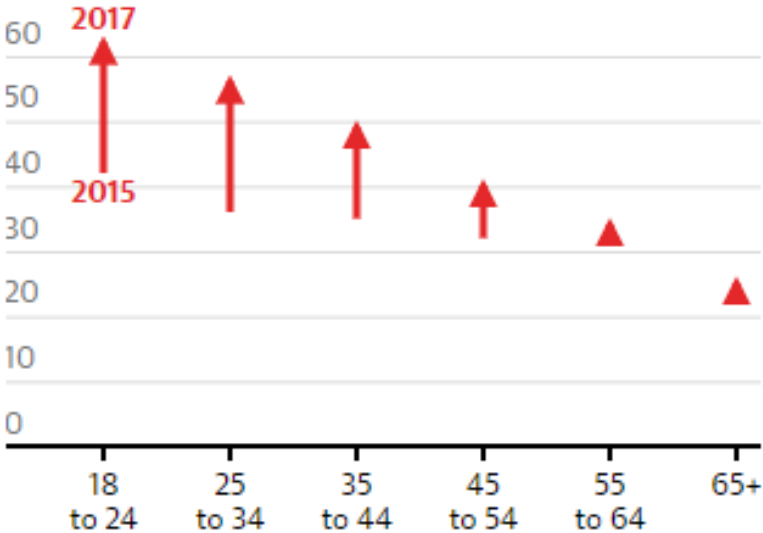


PARTY	SEATS	+/-
Conservative	318	-13
Labour	262	+30
Scottish National Party	35	-21
Liberal Democrat	12	+4
Democratic Unionist Party	10	+2
Sinn Fein	7	+3
Plaid Cymru	4	+1
Green Party	1	0
UKIP	0	-1
Social Democratic & Labour Party	0	-3
Ulster Unionist Party	0	-2

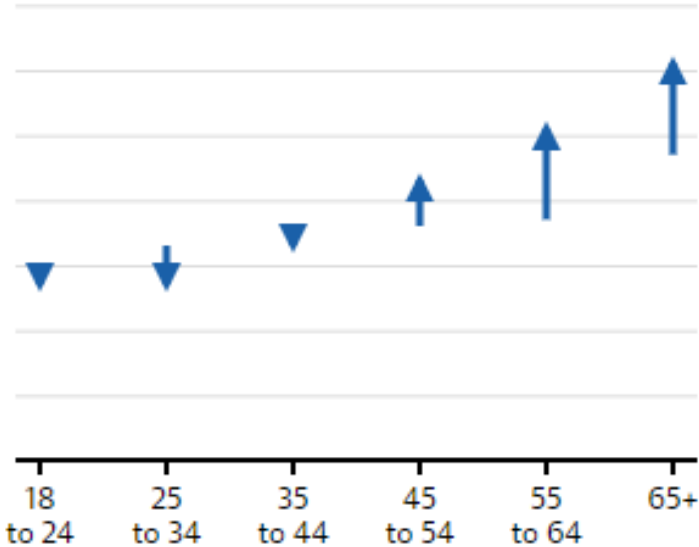
# Profiles: Vote choice by age

## Labour

70% of votes



## Conservatives

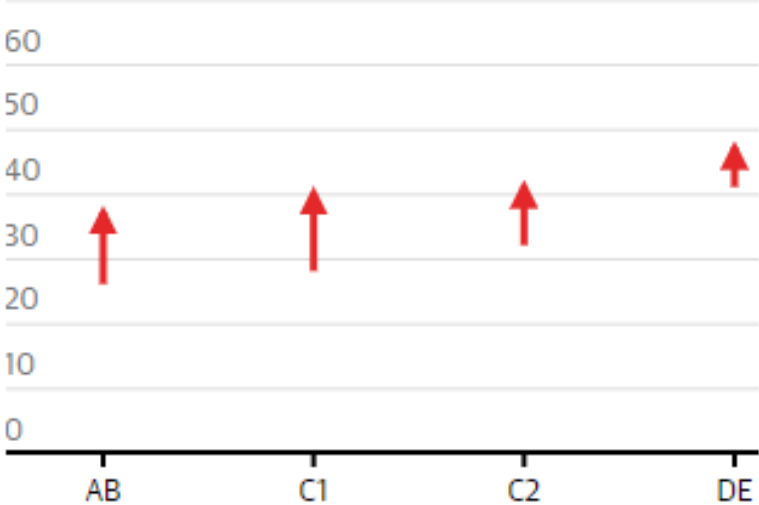




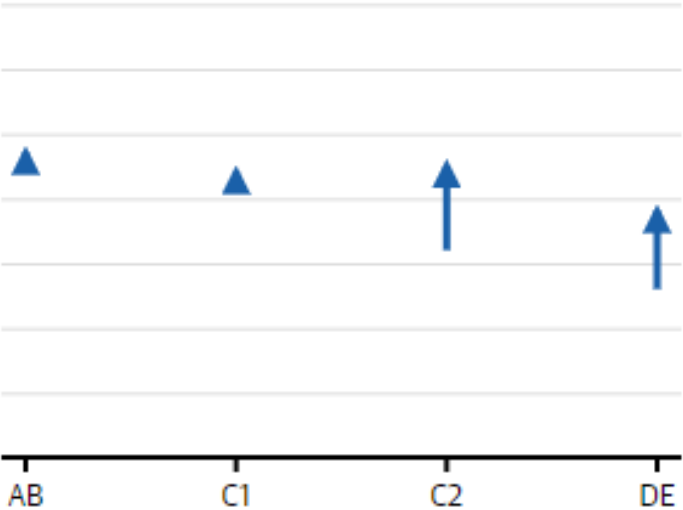
# Profiles: Vote choice by social class

## Labour

70% of votes

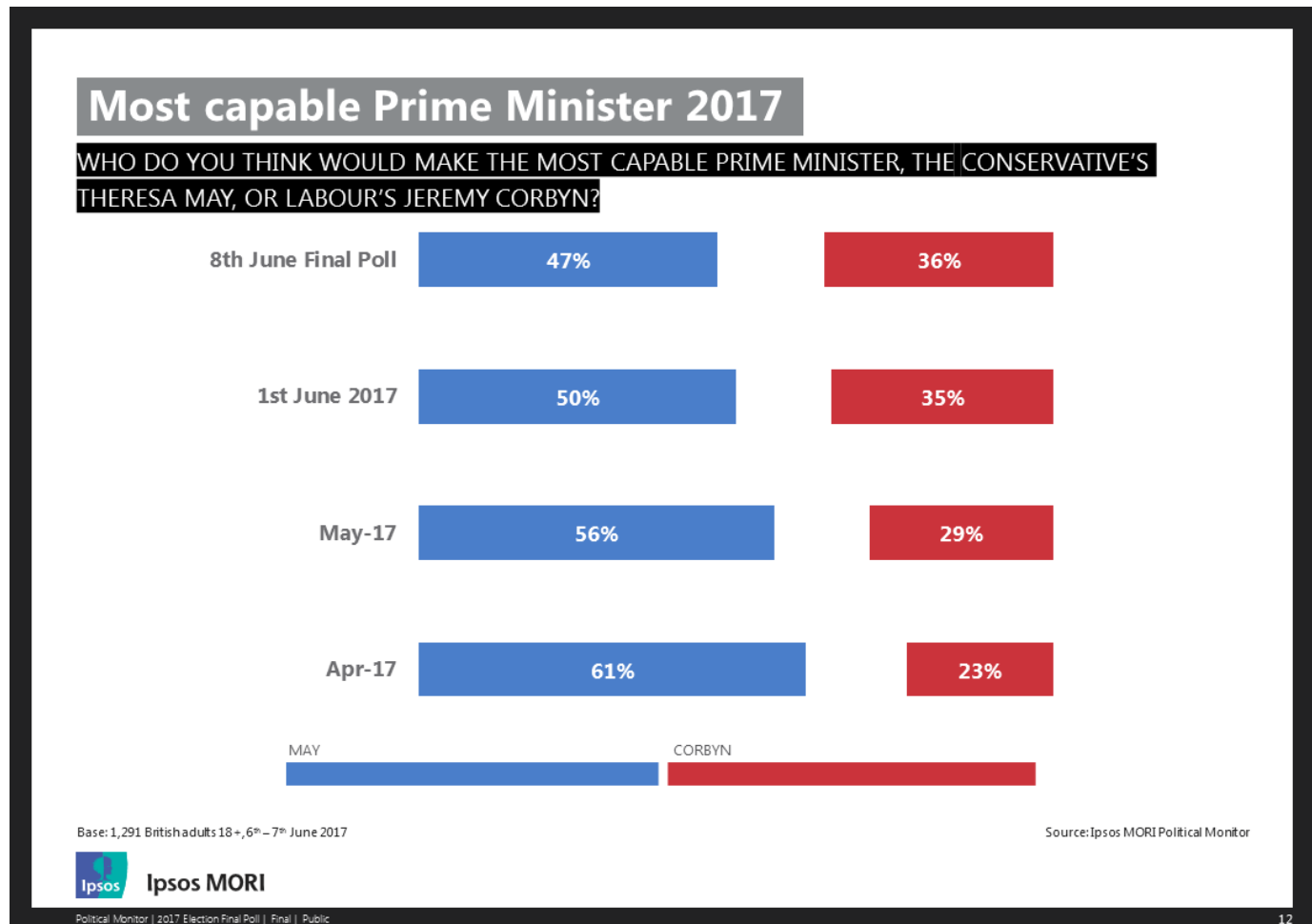


## Conservatives



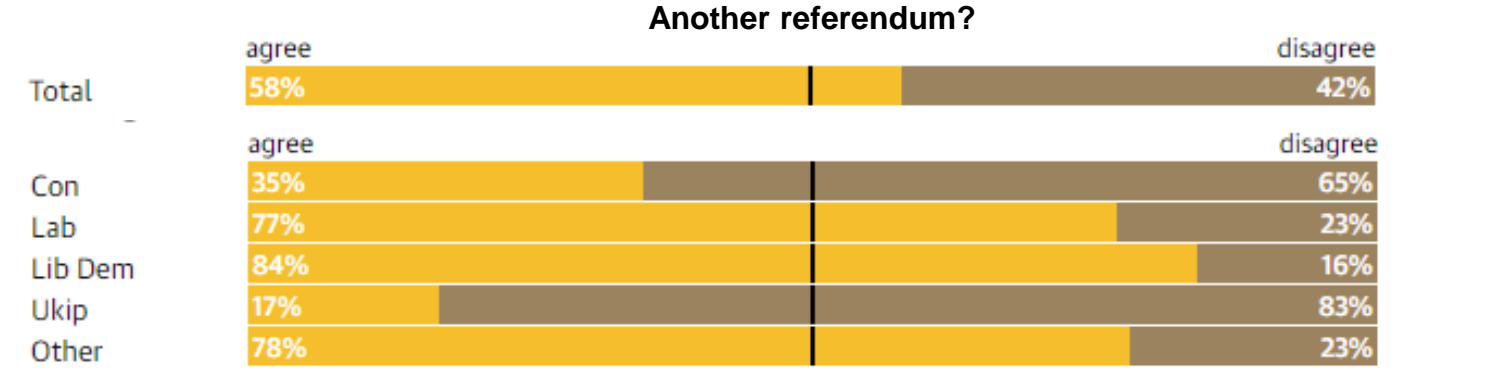
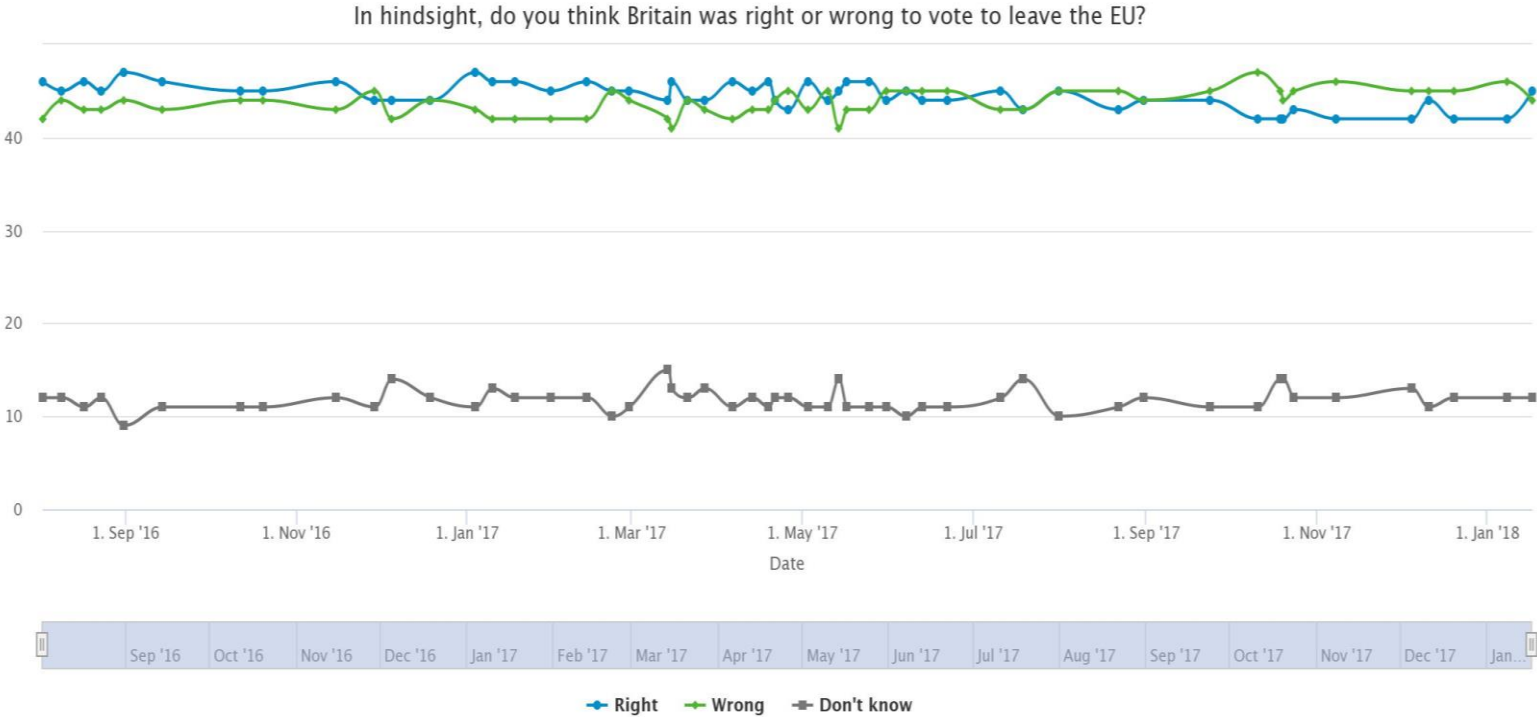
# An election is about many things...

... including the candidates



Source: Ipsos MORI

# Voters and Brexit now



Source: WhatUKThinks – EU (data: YouGov); The Guardian (data: ICM)

# Why it's not so easy to understand the UK public

## BREXIT and the British party system: Implications on EU-UK negotiations

**Dr Jan Eichhorn**

Berlin | 29 January 2018

Deutsch-Britische Gesellschaft and Deutsche Gesellschaft für Auswärtige Politik

j.eichhorn@dpart.org  
@eichhorn\_jan



THE UNIVERSITY *of* EDINBURGH  
SCHOOL OF SOCIAL AND  
POLITICAL SCIENCE